


# Autotransformer AT3 70-38/42-4



Picture shows AT3 2-20/21-4

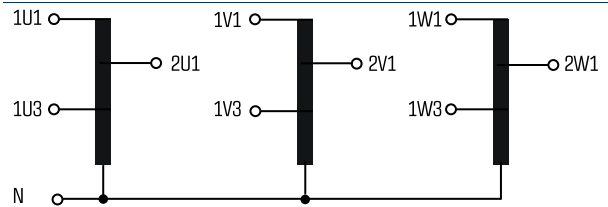
## Advantages

Reverse mode possible
Very high efficiency
Patented assembly technology to lower heat losses
Very good corrosion protection and low noise thanks to BLOCK IMPEX vacuum impregnation
Fixed, contact protected screw connection terminals complying with UVV BGV A3
Multi-functional mounting brackets with 12 slots
Enlarged mounting bracket for easy installation from above
Integrated crane eyes

## Applications

Autotransformer for adjustment of the voltage on the input and output sides with no requirement for electrical isolation.

## Sample application



## Standards

Autotransformer  
to: VDE 0570 Teil 2-13, DIN EN 61558-2-13, EN 61558-2-13,  
IEC 61558-2-13

## Approvals



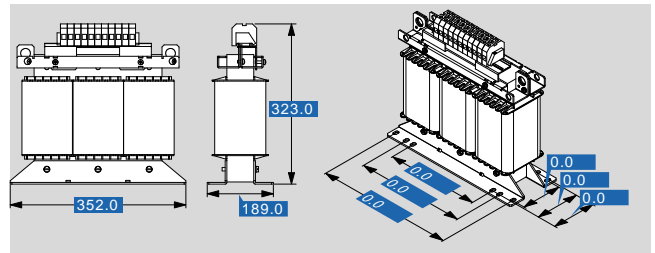
UL 1561, CSA 22,2 (E 327358)



# Autotransformer AT3 70-38/42-4

Type		AT3 70-38/42-4
Electrical data	Input	
	Rated input voltage	3 x 380/415 Vac
	Rated frequency	50 - 60 Hz
	Output	
	Rated output voltage	3 x 400 Vac
	Rated Power	70,000 VA
	Vector group	YNΔ0
	Efficiency	93.0 %
	Approvals	
	Approvals	cURus
Environment		
Ambient temperature max.	40 °C	
Safety and protection		
Type	Open type	
Insulation class	F	
Protection index	IP 00	
Safety class (prepared)	I	
Short circuit strength	non-short-circuit proof	
Test voltage	4,000 Vac, 50 Hz	
Order numbers		
Recommended enclosure	BGE-065	
<b>Order Number</b>	<b>AT3 70-38/42-4</b>	

Type		AT3 70-38/42-4
Mechanical data	Terminal and mounting	
	Fixing method	Mounting brackets
	Fixing screws	M8
	Terminals	Screw-type terminals
	Terminals Input	Screw clamp, 35 mm <sup>2</sup>
Terminals Output	Screw clamp, 35 mm <sup>2</sup>	
Terminals PE	Screw-type terminal, 35 mm <sup>2</sup>	
Measures and weights		
Core type	3 UI 150/65	
Weight	38.9 kg	



Subject to change.