



Monitoring relays - ENYA series

Undervoltage monitoring

Supply voltage = measured voltage

2 change over contacts

Width 35 mm

Installation design



Technical data

1. Functions

Undervoltage monitoring in 3-phase mains (each phase against the neutral wire) with adjustable threshold U_s and fixed adjustable hysteresis.

2. Time ranges

	Adjustment range
Tripping delay:	fixed, approx. 200ms

3. Indicators

Green LED L1 ON/OFF: indication of supply voltage L1-N
 Green LED L2 ON/OFF: indication of supply voltage L2-N
 Green LED L3 ON/OFF: indication of supply voltage L3-N
 Yellow LED ON/OFF: indication of output relay

4. Mechanical design

Self-extinguishing plastic housing, IP rating IP40
 Mounted on DIN-rail TS 35 according to EN 60715
 Mounting position: any
 Shockproof terminal connection according to VBG 4 (PZ1 required), IP rating IP20
 Tightening torque: max. 1Nm
 Terminal capacity:
 1 x 0.5 to 2.5mm² with/without multicore cable end
 1 x 4mm² without multicore cable end
 2 x 0.5 to 1.5mm² with/without multicore cable end
 2 x 2.5mm² flexible without multicore cable end

5. Input circuit

Supply voltage:	(= measured voltage)
Terminals:	N-L1-L2-L3
Rated voltage U_N :	see table ordering information or printing on the unit
Tolerance:	-30% to +30% of U_N
Rated consumption:	11VA (1.2W)
Rated frequency:	a.c. 48 to 63Hz
Duty cycle:	100%
Reset time:	500ms
Hold-up time:	-
Drop out voltage:	determined by undervoltage detection (see measured circuit)
Oversvoltage categorie:	III (in accordance with IEC 60664-1)
Rated surge voltage:	6kV

6. Output circuit

2 potential free change over contacts
 Rated voltage: 250V a.c.
 Switching capacity: 1250VA (5A / 250V)
 Fusing: 5A fast acting
 Mechanical life: 20 x 10⁶ operations
 Electrical life: 2 x 10⁵ operations at 1000VA resistive load
 Switching frequency: max. 6/min at 1000VA resistive load (in accordance with IEC 60947-5-1)
 Oversvoltage categorie: III (in accordance with IEC 60664-1)
 Rated surge voltage: 6kV

7. Measuring circuit

Measuring variable:	a.c. sinus, 48 to 63Hz
Measuring input:	(= supply voltage)
Terminals:	N-L1-L2-L3
Overload capacity:	determined by tolerance specified for supply voltage
Input resistance:	-
Switching threshold U_s :	160V-240V of U_N
Hysteresis H:	approx. 5%
Oversvoltage categorie:	III (in accordance with IEC 60664-1)
Rated surge voltage:	6kV

8. Accuracy

Base accuracy:	≤5% (of nominal value)
Adjustment accuracy:	-
Repetition accuracy:	≤2%
Voltage influence:	-
Temperature influence:	≤0.05% / °C

9. Ambient conditions

Ambient temperature:	-25 to +55°C
Storage temperature:	-25 to +70°C
Transport temperature:	-25 to +70°C
Relative humidity:	15% to 85% (in accordance with IEC 60721-3-3 class 3K3)
Pollution degree:	2 (in accordance with IEC 60664-1)

10. Weight

Single packing:	104.70g
-----------------	---------

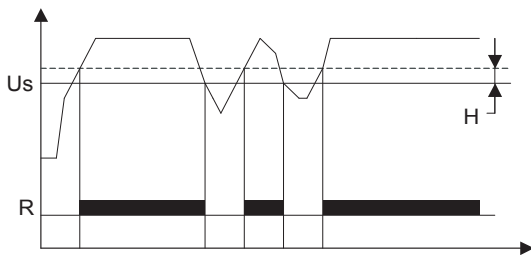
Functions

Undervoltage monitoring for 3-phase mains with adjustable threshold and fixed adjustable hysteresis. All measuring inputs (L1, L2 and L3) must be connected to phase voltage. If single or 2-phase monitoring is required, unused input terminals (L) must be connected to mains voltage to have proper L-N voltage on the terminals, L1, L2 and L3.

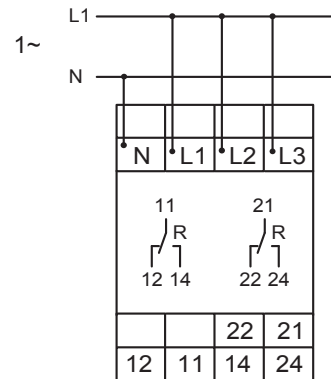
A phase failure can not be detected, if reverse voltage coming from the load exceeds the threshold U_s .

Undervoltage monitoring

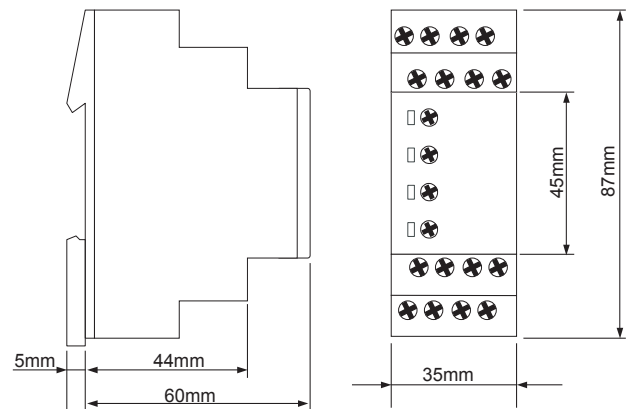
The output relay R switches into on-position (yellow LED illuminated), when the measuring voltage of all connected phases exceeds the threshold U_s by more than the fixed hysteresis. When the voltage of one of the connected phases (L1, L2 or L3) falls below the fixed threshold (green LED L1, L2 or L3 illuminated), the output relay R switches into off-position again (yellow LED not illuminated).



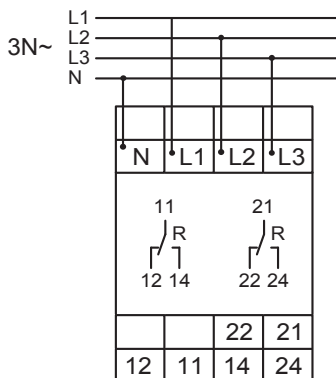
Connections



Dimensions



Connections



Ordering information

Type	Rated voltage U_n	Switching thresholds U_s	Options	LEDs	Part. No.
E3YU400V02	3(N)-400/230V	160-240V (L-N)	-	L1, L2, L3, Rel.	1341404