

AC/DC voltmeters

EVV-2DIN EVV-4DIN

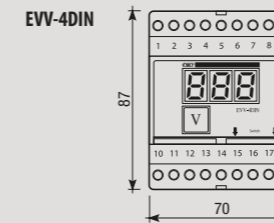
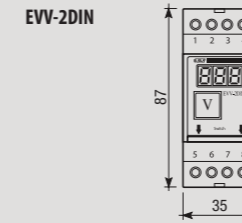
Series of digital instruments available in the modular version 2 and 4 DIN modules to measure AC and DC voltage.



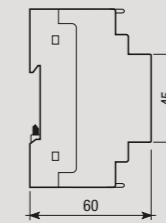
- 1 Container: 4 DIN modules
- 2 Reading: through a 14 mm 3 red digits display
- 3 Container: 2 DIN modules
- 4 Reading: through a 7.6 mm 3 red digits display

DIMENSIONS (mm)

Front view

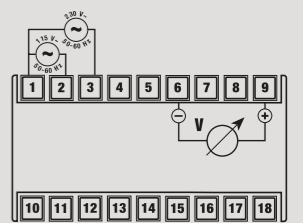
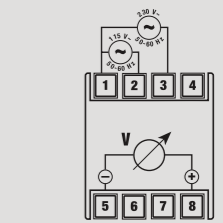


Side view



CONNECTION DIAGRAM

Diagram



MEASUREMENT AND CONTROL

TECHNICAL INFORMATION

GENERAL CHARACTERISTICS

Power supply	V AC	115 / 230 (-15% ÷ +10%)
Frequency	Hz	50 / 60
Absorption	VA	5
Display		7.6 mm 3 red digits (2 DIN) 14 mm 3 red digits (4 DIN)
View		Max 999

Precision		±(0.5% f.s. + 1 digit)
Front protection degree	IP	40
Operating temperature	°C	-10 ÷ +50
Storage temperature	°C	-40 ÷ +90
Terminal block		6 mm ²
Material		Class V0 complying with UL94 standard

AC/DC VOLTMETERS

- Power supply: 115/230 V AC 50/60 Hz
- Minimum measurable value 3% of full scale
- Overrange indication ("HHH")

EVV-2DIN AC voltmeters

Code	Model	Description	Capacity	Resolution
VM244100	EVV-2DIN	Voltmeter	100 V	0.1 V

EVV-2DIN DC voltmeters

Code	Model	Description	Capacity	Resolution
VM245800	EVV-2DIN	Voltmeter	1 V	1 mV
VM246600	EVV-2DIN	Voltmeter	10 V	10 mV
VM247400	EVV-2DIN	Voltmeter	100 V	0.1 V
VM248200	EVV-2DIN	Voltmeter	600 V	1 V

EVV-4DIN DC voltmeters

Code	Model	Description	Capacity	Resolution
VM262300	EVV-4DIN	Voltmeter	1 V	1 mV
VM263100	EVV-4DIN	Voltmeter	10 V	10 mV
VM265600	EVV-4DIN	Voltmeter	600 V	1 V

REFERENCE STANDARDS

Compliance with Community Directives: 2006/95/EC (Low Voltage) and 2004/108/EC (E.M.C.) is declared with reference to the following standards: • Safety: EN 61010-1 • E.M. Compatibility: EN 61000-6-2 / EN 61000-6-4