


Empty boxes



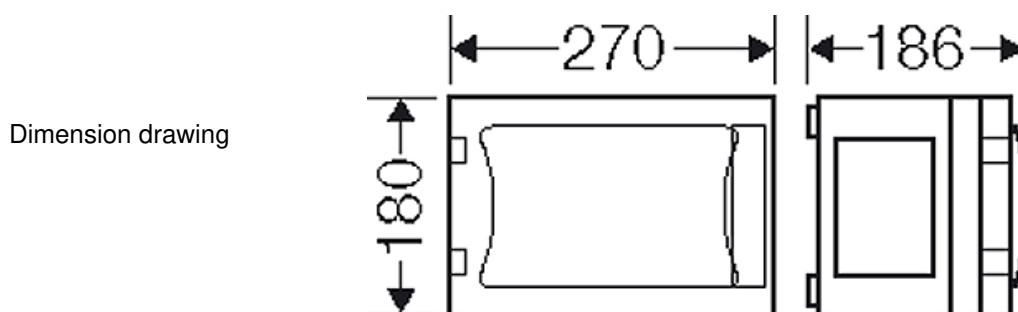
FP 0140

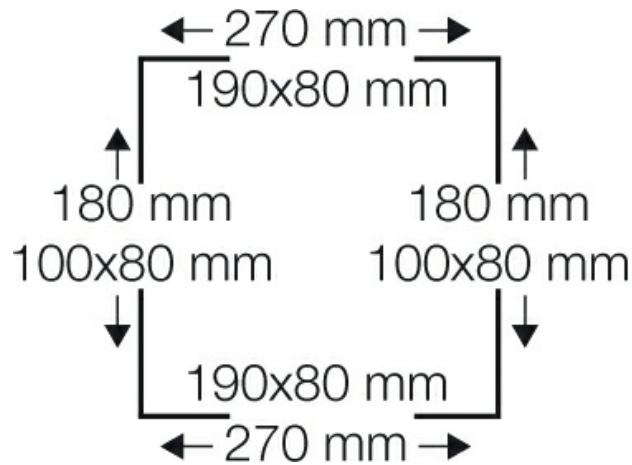
- Built-in dimensions W 216 x H 126 x D 140 mm
- door locking with hand operation

- max. installation depth with built-in mounting plate 136 mm, with built-in DIN rail 125 mm
- box size 1
- with transparent door
- door locking sealable
- please order DIN rails, mounting plates or covers additionally
- connector: 4 items
- in order to achieve protection class II and degree of protection IP 65, please order closing plate sets, single closing plates and flanges separately
- material: PC (polycarbonate)
- protection class: II
- colour: grey, RAL 7035

| | |
|--------|----------|
| width | 270 mm |
| height | 180 mm |
| depth | 186 mm |
| weight | 1,427 kg |

Drawings





Box walls

Operating and ambient conditions

| | |
|---|---|
| Application area | Suitable for indoor installation and outdoor installation, protected against weather influences However, pay attention to the climatic effects on the installed equipment, for example, high or low ambient temperatures or formation of condensed water see technical information |
| Ambient temperature | Maximum value + 70 °C Minimum value - 25 °C |
| Fire protection in the event of internal faults | Demands placed on electrical devices from standards and laws Minimum requirements - Glow wire test in accordance with IEC 60695-2-11: - 650°C for boxes and cable glands - 850°C for parts of insulating material necessary to retain current carrying parts in position |
| Burning behaviour | Glow wire test IEC 60695-2-11: 960 °C UL Subject 94: V-2 flame-retardant self-extinguishing |
| Degree of protection against mechanical load | IK08 (5 Joule) |
| Toxic behaviour | halogen-free silicone-free "halogen-free" in accordance with the examination of the cables and insulated wires - corrosiveness of fumes - as per IEC 60754-2 |
| Note: | Additional information for protected outdoor installation: - In order to keep the maximum permissible ambient temperature of the installed equipment as well for the prevention from condensation additional measures as ventilation and/or heating may be necessary. For material properties see technical data. |