



Circuit breaker boxes for the installation of DIN rail equipment up to 63 A



FP 1215

- 24 modules: 2 x 12 x 18 mm
- without PE and N terminal
- with closing plates for box walls

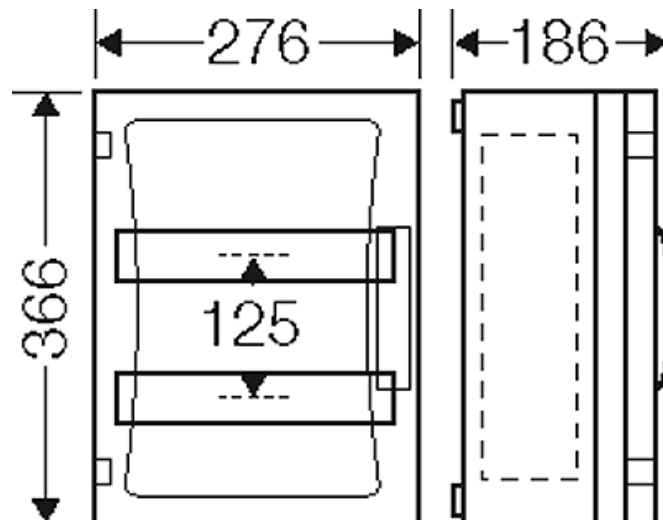


- 2-row
- box size 2
- order PE/N terminals separately
- for installation of DIN rail equipment up to 63 A in accordance with DIN 43880
- with transparent door
- door locking with hand operation
- door locking sealable
- with blanking strips for unused DIN rail openings
- with labelling strips
- connector: 4 items
- walls closed with closing plates, closing plate set included
- order flanges separately
- material: PC (polycarbonate)
- protection class: II
- colour: grey, RAL 7035

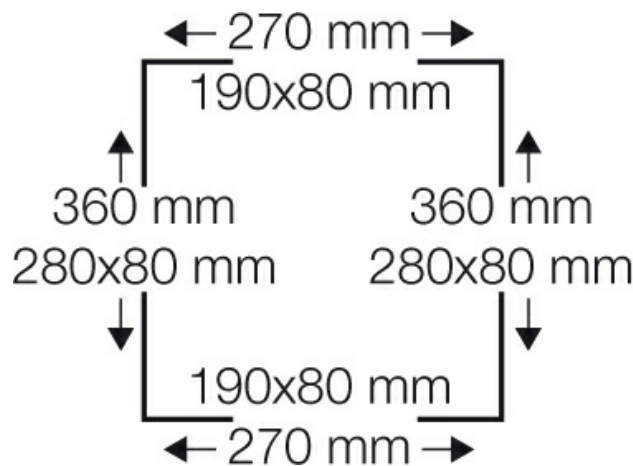
width	276 mm
height	366 mm
depth	186 mm
weight	3,334 kg

Drawings

Dimension drawing



Box walls



Operating and ambient conditions

Application area	Suitable for indoor installation and outdoor installation, protected against weather influences However, pay attention to the climatic effects on the installed equipment, for example, high or low ambient temperatures or formation of condensed water see technical information
Ambient temperature	Average value over 24 hours + 35 °C Maximum value + 40 °C Minimum value - 5 °C
Relative humidity	50% at 40° C short-time 100% at 25° C
Fire protection in the event of internal faults	Demands placed on electrical devices from standards and laws Minimum requirements - Glow wire test in accordance with IEC 60695-2-11: - 650°C for boxes and cable glands - 850°C for parts of insulating material necessary to retain current carrying parts in position
Burning behaviour	Glow wire test IEC 60695-2-11: 960 °C UL Subject 94: V-2 flame-retardant self-extinguishing
Degree of protection against mechanical load	IK08 (5 Joule)
Toxic behaviour	halogen-free silicone-free "halogen-free" in accordance with the examination of the cables and insulated wires - corrosiveness of fumes - as per IEC 60754-2
Note:	Additional information for protected outdoor installation: - In order to keep the maximum permissible ambient temperature of the installed equipment as well for the prevention from condensation additional measures as ventilation and/or heating may be necessary. For material properties see technical data.