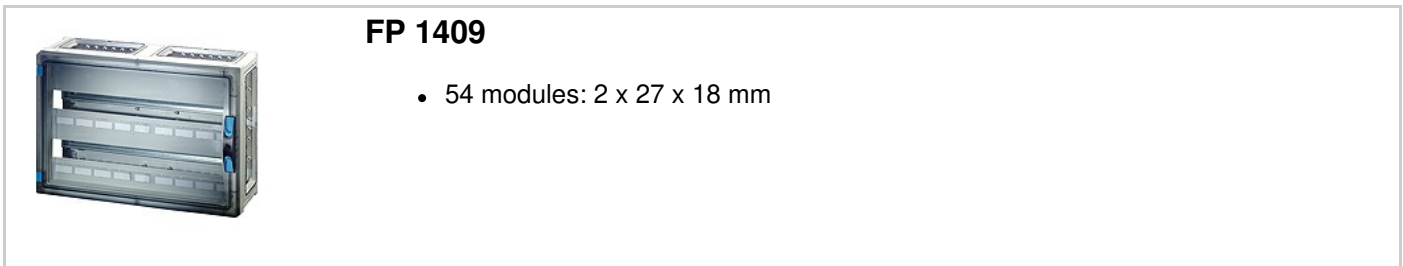


## Circuit breaker boxes for the installation of DIN rail equipment up to 63 A



### FP 1409

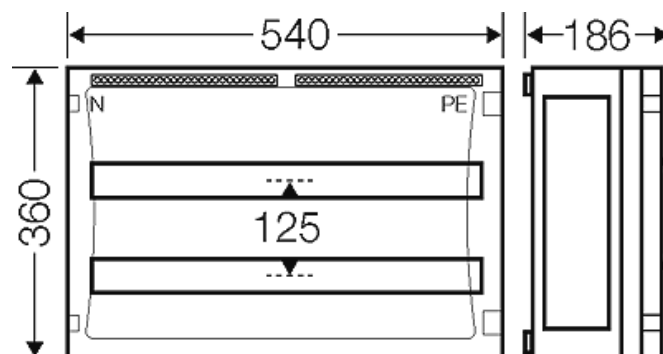
- 54 modules: 2 x 27 x 18 mm

- 2-row
- box size 4
- FIXCONNECT® plug-in terminal technology for PE and N
- per PE/N 6 x 25 mm<sup>2</sup>, 24 x 4 mm<sup>2</sup>, Cu
- N separable for different potentials
- for installation of DIN rail equipment up to 63 A in accordance with DIN 43880
- with transparent door
- door locking with hand operation
- door locking sealable
- with blanking strips for unused DIN rail openings
- with labelling strips
- connector: 6 items
- in order to achieve protection class II and degree of protection IP 65, please order closing plate sets, single closing plates and flanges separately
- material: PC (polycarbonate)
- protection class: II
- colour: grey, RAL 7035

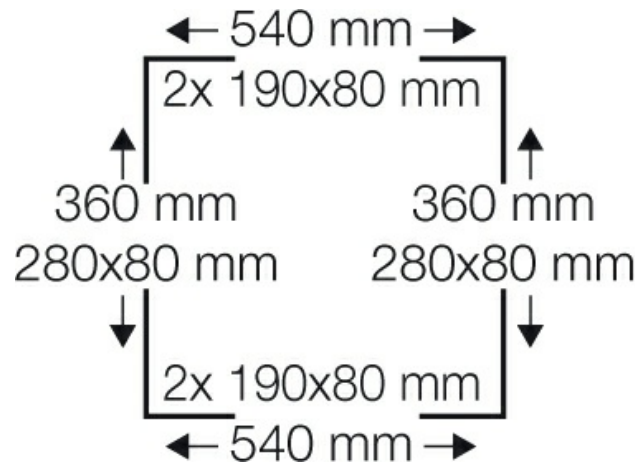
width	540 mm
height	360 mm
depth	186 mm
weight	5,152 kg

## Drawings

Dimension drawing



Box walls



## Operating and ambient conditions

Application area	Suitable for indoor installation and outdoor installation, protected against weather influences However, pay attention to the climatic effects on the installed equipment, for example, high or low ambient temperatures or formation of condensed water see technical information
Ambient temperature	Average value over 24 hours + 35 °C Maximum value + 40 °C Minimum value - 5 °C
Relative humidity	50% at 40° C short-time 100% at 25° C
Fire protection in the event of internal faults	Demands placed on electrical devices from standards and laws Minimum requirements - Glow wire test in accordance with IEC 60695-2-11: - 650°C for boxes and cable glands - 850°C for parts of insulating material necessary to retain current carrying parts in position
Burning behaviour	Glow wire test IEC 60695-2-11: 960 °C UL Subject 94: V-2 flame-retardant self-extinguishing
Degree of protection against mechanical load	IK08 (5 Joule)
Toxic behaviour	halogen-free silicone-free "halogen-free" in accordance with the examination of the cables and insulated wires - corrosiveness of fumes - as per IEC 60754-2
Note:	Additional information for protected outdoor installation: - In order to keep the maximum permissible ambient temperature of the installed equipment as well for the prevention from condensation additional measures as ventilation and/or heating may be necessary. For material properties see technical data.