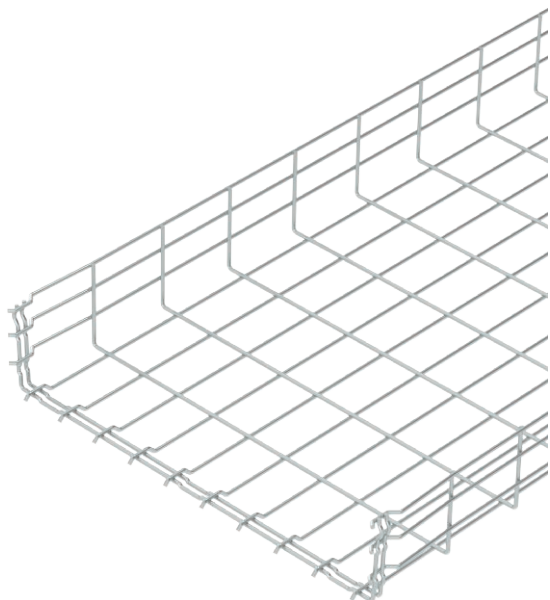


Technical data sheet

Mesh cable tray GR-Magic® 105

Item no. 6002415



Mesh cable tray with shaped connector of side height 105 mm.



St	Steel
G	Electrogalvanised

Additional product text, instruction	No additional connection components are required for the mesh cable tray, it is simply interlocked. The grid width is 50 x 100 mm.
Additional product text 1	Magnetic shield insulation without cover 15 dB, with cover 25 dB.

Master data

Item no.	6002415
Type	GRM 105 500 G
Description 1	Mesh cable tray GRM
Dimension	105x500x3000
Material	Steel
Material symbol	St
Surface	Electrogalvanised
Surface to DIN	DIN EN 12329
Surface symbol	G
Smallest sales unit (VG)	3,00 m
Weight	319,00 kg/100 m

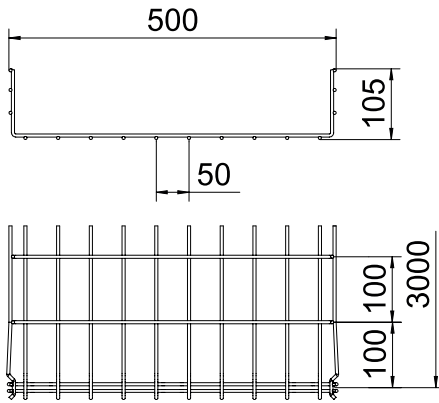
Technical data sheet

Mesh cable tray GR-Magic® 105

Item no. 6002415



Technical data

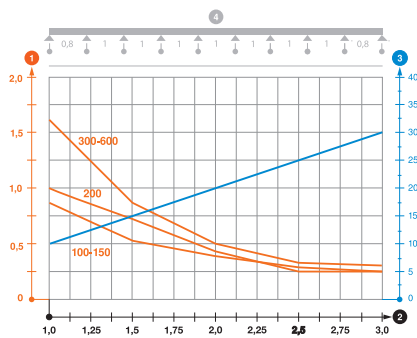


Length	3.000,00 mm
Width	500,00 mm
Height	105,00 mm
Side height	105,00 mm
Dimension B	500,00 mm
Dimension H	108,00 mm
Connector version	Integrated connector
Wire diameter	4,80 mm
Suitable for maintaining electrical function	<input type="checkbox"/>
Integrated partition	Without
Usable cross-section	459,00 cm ²
Usable cross-section	45.900,00 mm ²
Profile shape	U-shaped
Rustproof steel, pickled	<input type="checkbox"/>
Screwless connector	<input checked="" type="checkbox"/>
Wide-span version	<input type="checkbox"/>

Appr. load:

Support spacing 1.0 m	1,60 kN/m
Support spacing 1.5 m	0,80 kN/m
Support spacing 2.0 m	0,50 kN/m
Support spacing 2.5 m	0,33 kN/m
Support spacing 3.0 m	0,30 kN/m

Appr. load:



Load diagram, mesh cable tray, type GRM 105

- ① Permitted cable tray/ladder load in kN/m without man load
- ② Support width in m
- ③ Rail bend in mm at permitted kN/m
- ④ Load scheme during testing
- Load curve with cable tray/ladder width in mm
- Strut bend curve according to support width