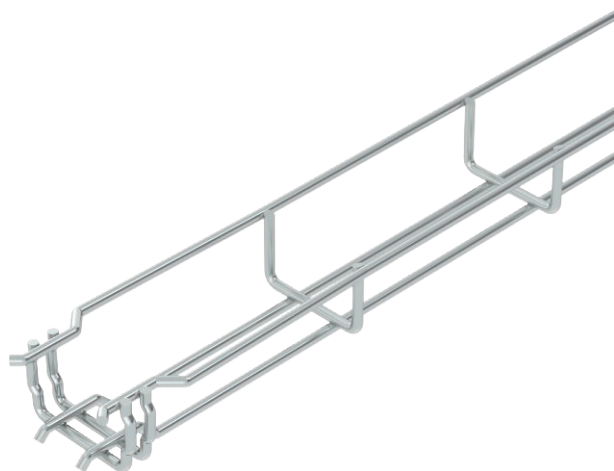


Technical data sheet

Mesh cable tray GR-Magic® 35

Item no. 6000060



Mesh cable tray with shaped connector of side height 35 mm.



St	Steel
G	Electrogalvanised

Additional product text, instruction	No additional connection components are required for the mesh cable tray, it is simply interlocked. The grid width is 50 x 100 mm (exception: GRM 35/50 = 20 x 100 mm).
Additional product text 1	Magnetic shield insulation without cover 15 dB, with cover 25 dB.
Additional product text 3	20

Master data

Item no.	6000060
Type	GRM 35 50 G
Description 1	Mesh cable tray GRM
Dimension	35x50x3000
Material	Steel
Material symbol	St
Surface	Electrogalvanised
Surface to DIN	DIN EN 12329
Surface symbol	G
Smallest sales unit (VG)	3,00 m
Weight	45,00 kg/100 m

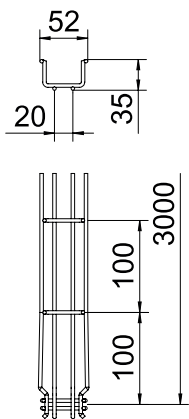
Technical data sheet

Mesh cable tray GR-Magic® 35

Item no. 6000060



Technical data

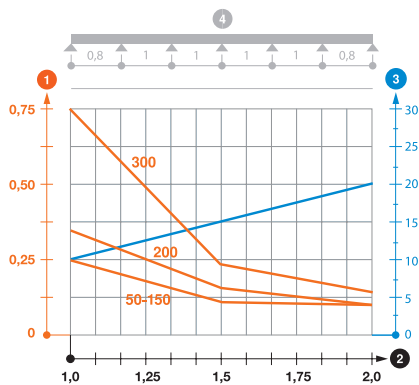


Length	3.000,00 mm
Width	50,00 mm
Height	35,00 mm
Side height	34,00 mm
Dimension B	52,00 mm
Connector version	Integrated connector
Wire diameter	3,90 mm
Suitable for maintaining electrical function	<input type="checkbox"/>
Integrated partition	Without
Usable cross-section	17,50 cm ²
Usable cross-section	1.750,00 mm ²
Profile shape	U-shaped
Rustproof steel, pickled	<input type="checkbox"/>
Wide-span version	<input type="checkbox"/>

Appr. load:

Support spacing 1.0 m	0,25 kN/m
Support spacing 1.5 m	0,11 kN/m
Support spacing 2.0 m	0,10 kN/m

Appr. load:



Load diagram, GR-Magic mesh cable tray, type GRM 35

- 1 Permitted cable tray/ladder load in kN/m without man load
- 2 Support width in m
- 3 Rail bend in mm at permitted kN/m
- 4 Load scheme during testing
- Load curve with cable tray/ladder width in mm
- Strut bend curve according to support width