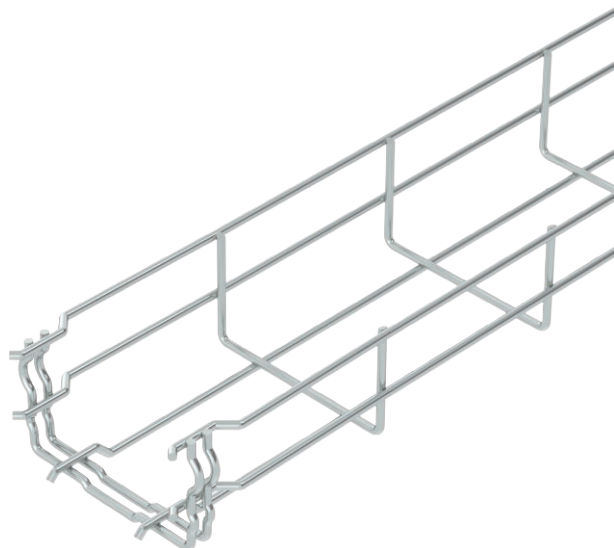


Technical data sheet

GR-Magic® 55 mesh cable tray

Item no. 6001442



Mesh cable tray with shaped connector of side height 55 mm.



St	Steel
G	Electrogalvanised

Additional product text, instruction	No additional connection components are required for the mesh cable tray, it is simply interlocked. The grid width is 50 x 100 mm (exception: GRM 55/50 = 20 x 100 mm). Tested for the maintenance of electrical function according to DIN 4102 Part 12 (type: GRM 55 200 4.8 G, GRM 55 300 G, GRM 55 400 G, mounting work and parameters according to valid test certificate). Tested for installation above suspended fire protection ceilings (type: GRM 55 100 G, GRM 55 200 G, GRM 55 300 G, GRM 55 400 G, fire load 30 minutes, mounting work and parameters according to fire protection reports).
Additional product text 1	Magnetic shield insulation without cover 15 dB, with cover 25 dB. You can find detailed information regarding the UL classification in the respective certification.

Master data

Item no.	6001442
Type	GRM 55 100 G
Description 1	Mesh cable tray GRM
Dimension	55x100x3000
Material	Steel
Material symbol	St
Surface	Electrogalvanised
Surface to DIN	DIN EN 12329
Surface symbol	G
Smallest sales unit (VG)	3,00 m
Weight	72,00 kg/100 m

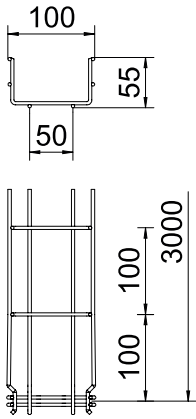
Technical data sheet

GR-Magic® 55 mesh cable tray

Item no. 6001442



Technical data

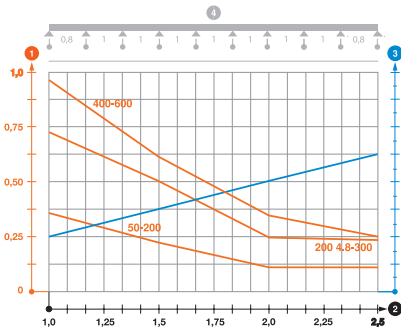


Length	3.000,00 mm
Width	100,00 mm
Height	55,00 mm
Side height	55,00 mm
Dimension B	100,00 mm
Dimension H	58,00 mm
Dimension	55 x 100 mm
Connector version	Integrated connector
Wire diameter	3,90 mm
Suitable for maintaining electrical function	<input checked="" type="checkbox"/>
Integrated partition	Without
Usable cross-section	40,00 cm ²
Usable cross-section	4.000,00 mm ²
Profile shape	U-shaped
Rustproof steel, pickled	<input type="checkbox"/>
Screwless connector	<input checked="" type="checkbox"/>
Wide-span version	<input type="checkbox"/>

Apr. load:

Support spacing 1.0 m	0,35 kN/m
Support spacing 1.5 m	0,20 kN/m
Support spacing 2.0 m	0,10 kN/m
Support spacing 2.5 m	0,10 kN/m

Apr. load:



Load diagram, GR-Magic mesh cable tray, type GRM 55

- 1 Permitted cable tray/ladder load in kN/m without man load
- 2 Support width in m
- 3 Rail bend in mm at permitted kN/m
- 4 Load scheme during testing
- Load curve with cable tray/ladder width in mm
- Strut bend curve according to support width