


Technical data sheet

Mesh cable tray GR-Magic® 55

Item no. 6001074



Mesh cable tray with shaped connector of side height 55 mm.



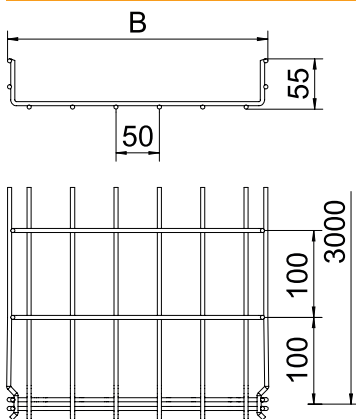
A2	Stainless steel, rustproof 1.4301
2B	Bright, reworked

Additional product text, instruction	No additional connection components are required for the mesh cable tray, it is simply interlocked. The grid width is 50 x 100 mm (exception: GRM 55/50 = 20 x 100 mm).
Additional product text 1	Magnetic shield insulation without cover 15 dB, with cover 25 dB.

Master data

Type	GRM 55VA
------	----------

Technical data



Length	3.000,00 mm
Height	55,00 mm
Side height	55,00 mm
Dimension H	58,00 mm
Connector version	Integrated connector
Suitable for maintaining electrical function	<input type="checkbox"/>
Integrated partition	Without
Profile shape	U-shaped
Rustproof steel, pickled	<input checked="" type="checkbox"/>
Screwless connector	<input checked="" type="checkbox"/>

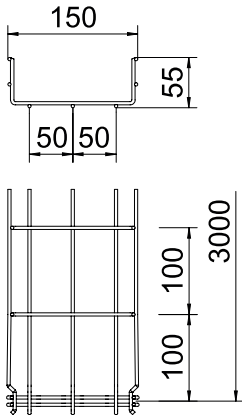
Technical data sheet

Mesh cable tray GR-Magic® 55

Item no. 6001074

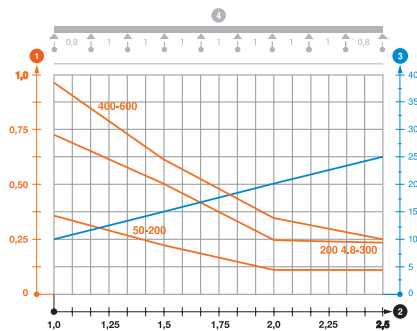


Technical data



Apr. load:

Apr. load:



Load diagram, mesh cable tray GRM 55 VA

- 1 Permitted cable tray/ladder load in kN/m without man load
- 2 Support width in m
- 3 Rail bend in mm at permitted kN/m
- 4 Load scheme during testing
- Load curve with cable tray/ladder width in mm
- Strut bend curve according to support width