





Empty enclosures in accordance with IEC 62208



K 0400

- Built-in dimensions W 275 x H 575 x D 150 mm

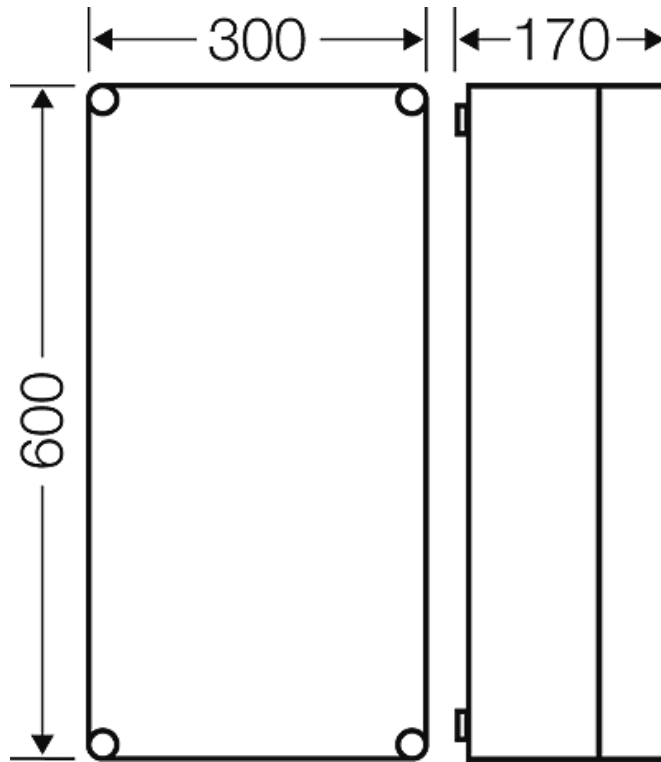




- enclosure size 4, type Mi
- for installation equipment on DIN rails or mounting plates (order separately)
- max. installation depth with built-in mounting plate 146 mm, with built-in DIN rail 135 mm
- with transparent lid
- lid fasteners for tool operation
- sealable
- box walls without knockouts
- optional hinges for device installation in the lid
- external brackets for wall fixing as accessories
- colour: grey, RAL 7035
- material: PC (polycarbonate)

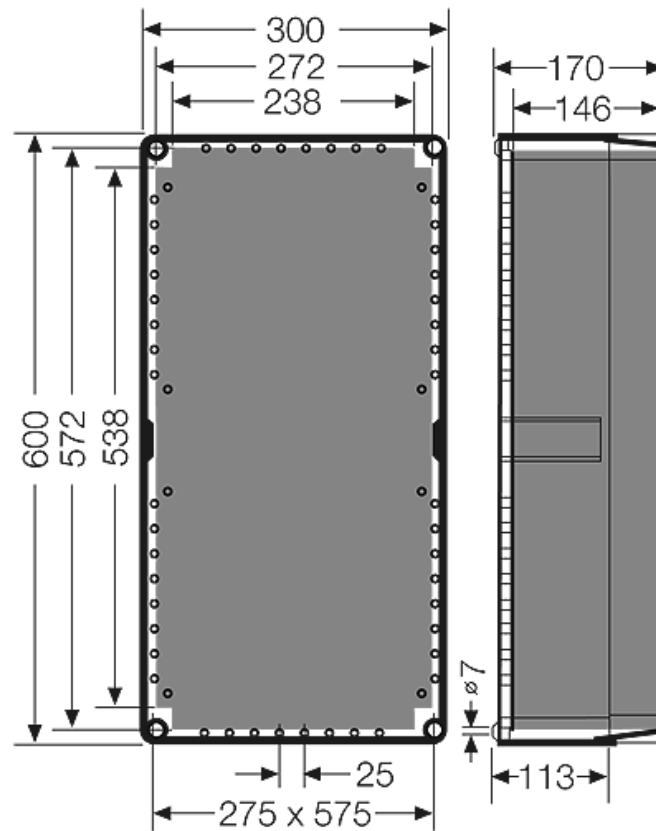
rated insulation voltage	$U_i = 690 \text{ V a.c.} / 1000 \text{ V d.c.}$
impact strength	IK 08 (5 Joule)
static load	mounting plate or DIN rail = 9.2 kg lid = 3.2 kg
power dissipation capability at $\Delta\theta = 40 \text{ K}$	$P_{de} = 93 \text{ watts}$
wall thickness	enclosure = 3 mm lid = 3 mm
material	PC (Polycarbonate)
degree of protection	IP 66
mounting width	275 mm
mounting height	575 mm
max. installation depth	with built-in mounting plate 146 mm
max. installation depth	with built-in DIN rail 135 mm
width	300 mm
height	600 mm
depth	170 mm
weight	2,933 kg
in accordance with	IEC 62208:2011

Drawings

Dimension drawing



Detail mass



Operating and ambient conditions

Application area	Suitable for indoor installation and outdoor installation, protected against weather influences However, pay attention to the climatic effects on the installed equipment, for example, high or low ambient temperatures or formation of condensed water see technical information
Ambient temperature	Maximum value + 70 °C Minimum value - 25 °C
Fire protection in the event of internal faults	Demands placed on electrical devices from standards and laws Minimum requirements - Glow wire test in accordance with IEC 60695-2-11: - 650°C for boxes and cable glands - 850°C for parts of insulating material necessary to retain current carrying parts in position
Burning behaviour	Glow wire test IEC 60695-2-11: 960 °C UL Subject 94: V-2 flame-retardant self-extinguishing
Degree of protection against mechanical load	IK08 (5 Joule)
Toxic behaviour	halogen-free silicone-free "halogen-free" in accordance with the examination of the cables and insulated wires - corrosiveness of fumes - as per IEC 60754-2
Note:	Supplementing references regarding outdoor installation: - The materials used for K 0xxx empty enclosures are basically UV resistant, so that the mechanical resistance of the boxes is maintained during UV effect. Depending on the intensity of the UV effect e.g. transparent lids can change colour. - The top side of the boxes should be protected by a cover against weather influences such as rains, ice and snow. - Further on, also chemical influences have to be considered with the selection of the installation place - apart from the IP rating and climatic effects. - In order to keep the maximum permissible ambient temperature of the installed equipment as well as for the prevention of condensation additional measures as ventilation and/or heating may be necessary. For material properties see technical data.