



KV Circuit breaker boxes 3-54 modules



KV 9118

- 18 modules: 1 x 18 x 18 mm

IP
65

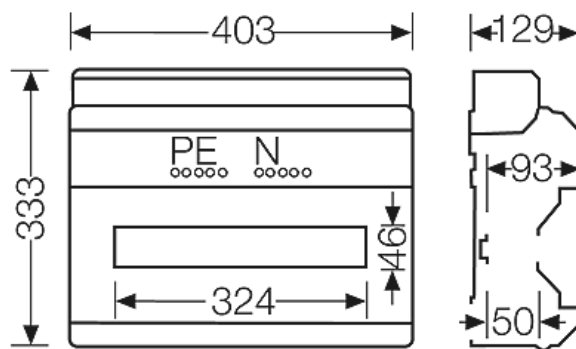


- 1-row
- per PE/N number x cross section 4 x 25 mm², 16 x 4 mm² Cu, FIXCONNECT[®] terminal technology, for terminal technology refer to technical data
- N separable, for up to 3 different potentials
- for the installation of DIN rail equipment up to 63 A, top hat profile 35 mm
- with transparent door
- for door locking device and sealing device refer to accessories
- with cable entry cover
- with blanking strips for unused DIN rail openings
- cable entry via integrated elastic membranes
- degree of protection: IP 65
- colour: grey, RAL 7035


rated insulation voltage	U _i = 400 V a.c.
power dissipation capability	P _{de} = 33 watts at 30 K according to EN 60670-24
protection class	II
material	PS (Polystyrene)
width	403 mm
height	333 mm
depth	129 mm
weight	2,505 kg

Drawings

Dimension drawing




KV Circuit breaker boxes 3-54 modules



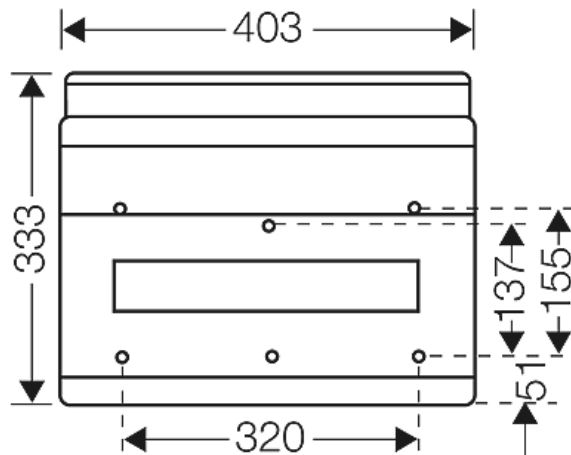
KV 9118

- 18 modules: 1 x 18 x 18 mm

IP
65



Detail mass



Box walls




- 8xØ7-12 mm
- 8xØ7-14 mm
- 4xØ12-20 mm
- 1xØ16,5-29 mm
- 8xØM20

- 8xØ7-12 mm
- 8xØ7-14 mm
- 4xØ12-20 mm
- 1xØ16,5-29 mm
- 8xØM20

Operating and ambient conditions

Application area	IP 54/65 design: Suitable for indoor installation and outdoor installation, protected against weather influences IP 40/41 design: Suitable for installation in dry indoor areas However, pay attention to the climatic effects on the installed equipment, for example, high or low ambient temperatures or formation of condensed water see technical information
Ambient temperature	Average value over 24 hours + 35 °C Maximum value + 40 °C Minimum value - 5 °C
Relative humidity	50% at 40° C short-time 100% at 25° C
Fire protection in the event of internal faults	Demands placed on electrical devices from standards and laws Minimum requirements - Glow wire test in accordance with IEC 60695-2-11: - 650°C for boxes and cable glands

KV Circuit breaker boxes 3-54 modules

	<p>KV 9118</p>		
<ul style="list-style-type: none"> • 18 modules: 1 x 18 x 18 mm 			

- 850°C for parts of insulating material necessary to retain current carrying parts in position

<p>Burning behaviour</p>	<p>Glow wire test IEC 60695-2-11: 750 °C UL Subject 94: V-2 flame-retardant self-extinguishing</p>
<p>Degree of protection against mechanical load</p>	<p>IK08 (5 Joule)</p>
<p>Toxic behaviour</p>	<p>halogen-free silicone-free "halogen-free" in accordance with the examination of the cables and insulated wires - corrosiveness of fumes - as per IEC 60754-2</p>

Note: For material properties see technical data.