




KV Circuit breaker boxes 3-54 modules



KV 9354

- 54 modules: 3 x 18 x 18 mm

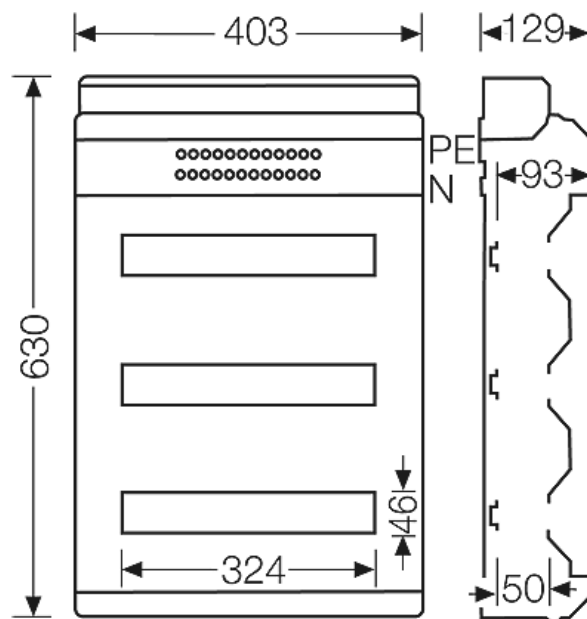



- 3-row
- per PE/N number x cross section 8 x 25 mm², 32 x 4 mm² Cu, FIXCONNECT[®] terminal technology, for terminal technology refer to technical data
- N separable, up to 4 different potentials
- for the installation of DIN rail equipment up to 63 A, top hat profile 35 mm
- with transparent door
- for door locking device and sealing device refer to accessories
- with cable entry cover
- with blanking strips for unused DIN rail openings
- cable entry via integrated elastic membranes
- degree of protection: IP 65
- colour: grey, RAL 7035


rated insulation voltage	U _i = 400 V a.c.
power dissipation capability	P _{de} = 50 watts at 30 K according to EN 60670-24
protection class	II
material	PS (Polystyrene)
width	403 mm
height	630 mm
depth	129 mm
weight	4,656 kg

Drawings

Dimension drawing





KV Circuit breaker boxes 3-54 modules

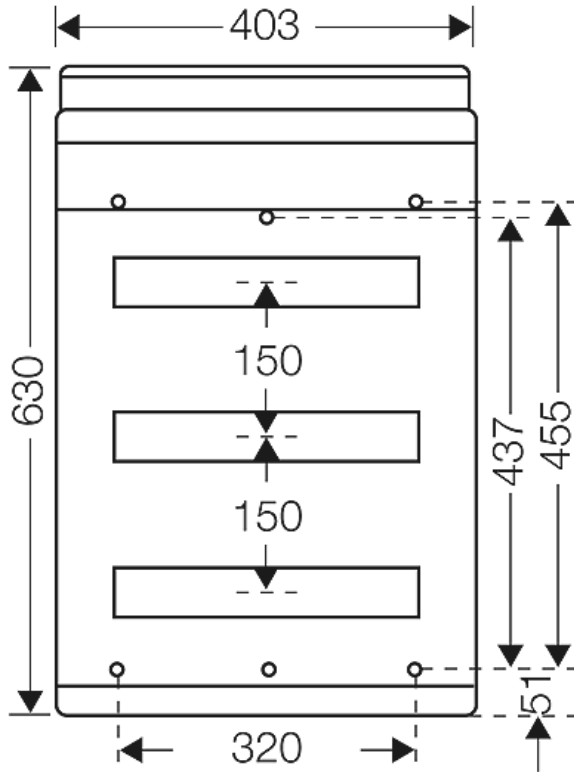


KV 9354

- 54 modules: 3 x 18 x 18 mm

Detail mass



Box walls


- 8xØ7-12 mm
- 8xØ7-14 mm
- 4xØ12-20 mm
- 1xØ16,5-29 mm
- 8xØM20

- 8xØ7-12 mm
- 8xØ7-14 mm
- 4xØ12-20 mm
- 1xØ16,5-29 mm
- 8xØM20

Operating and ambient conditions

Application area	<p>IP 54/65 design: Suitable for indoor installation and outdoor installation, protected against weather influences</p> <p>IP 40/41 design: Suitable for installation in dry indoor areas</p> <p>However, pay attention to the climatic effects on the installed equipment, for example, high or low ambient temperatures or formation of condensed water see technical information</p>
------------------	---


KV Circuit breaker boxes 3-54 modules



KV 9354

- 54 modules: 3 x 18 x 18 mm

IP
65



Ambient temperature	Average value over 24 hours + 35 °C Maximum value + 40 °C Minimum value - 5 °C
Relative humidity	50% at 40° C short-time 100% at 25° C
Fire protection in the event of internal faults	Demands placed on electrical devices from standards and laws Minimum requirements - Glow wire test in accordance with IEC 60695-2-11: - 650°C for boxes and cable glands - 850°C for parts of insulating material necessary to retain current carrying parts in position
Burning behaviour	Glow wire test IEC 60695-2-11: 750 °C UL Subject 94: V-2 flame-retardant self-extinguishing
Degree of protection against mechanical load	IK08 (5 Joule)
Toxic behaviour	halogen-free silicone-free "halogen-free" in accordance with the examination of the cables and insulated wires - corrosiveness of fumes - as per IEC 60754-2
Note:	For material properties see technical data.