




## KV extra circuit-breaker boxes with space for electrical devices not to be manually actuated



### KV 9440 M

- 36 modules: 3 x 12 x 18 mm
- without PE and N terminal

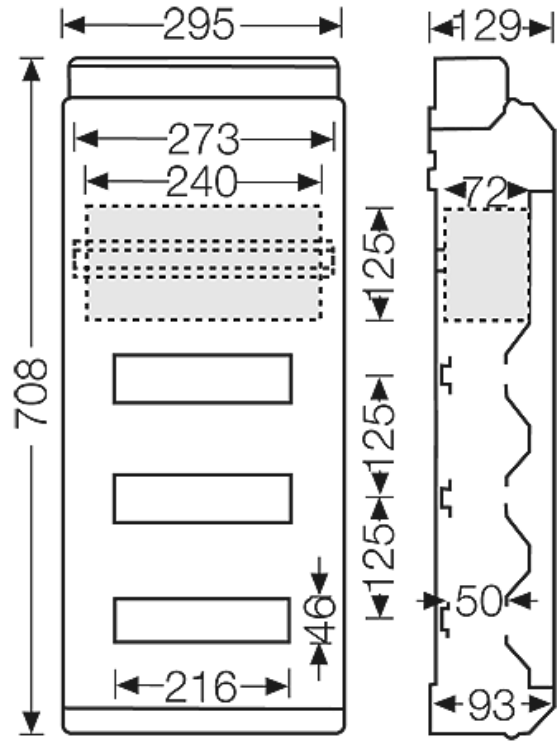



- 3-row
- order PE/N terminals separately
- for the installation of DIN rail equipment up to 63 A, top hat profile 35 mm
- with additional space for electrical devices not to be manually actuated
- with 1 DIN rail, 273 mm wide, for DIN rail equipment and terminal blocks with max. mounting depth 72 mm
- with transparent door
- for door locking device and sealing device refer to accessories
- with cable entry cover
- with blanking strips for unused DIN rail openings
- knockouts: top and bottom walls 4 x M20, 2 x M20/25 and 1 x M32 each
- degree of protection: IP 65
- colour: grey, RAL 7035

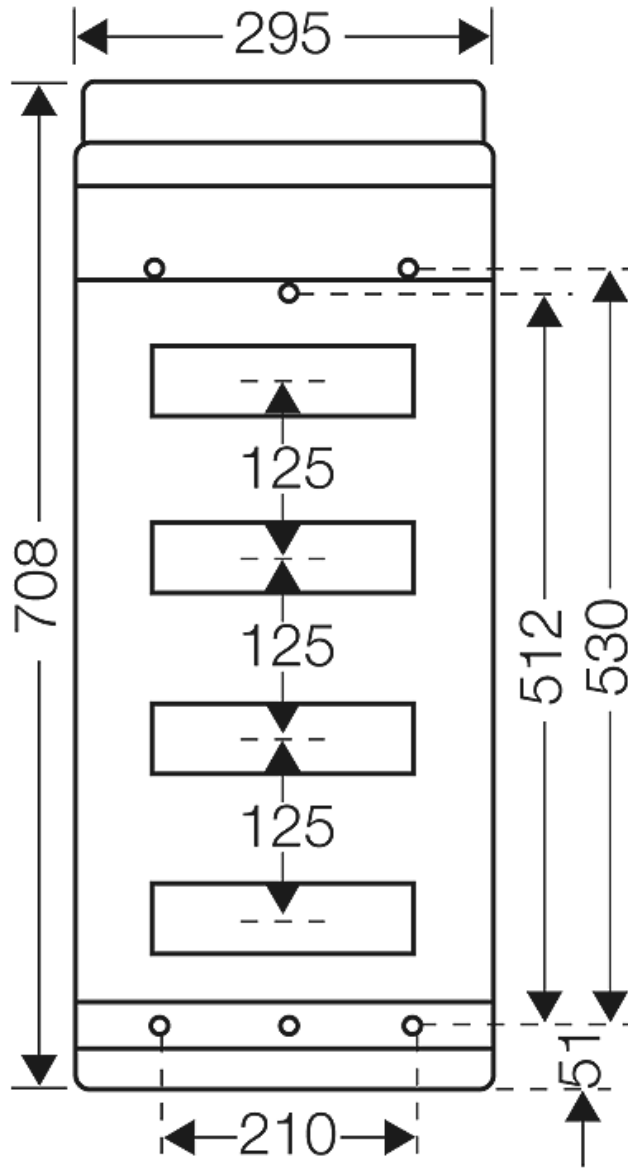
rated insulation voltage	$U_i = 400 \text{ V a.c.}$
power dissipation capability	$P_{de} = 35 \text{ watts at } 30 \text{ K according to EN 60670-24}$
permissible power dissipation	$P_{zul} = 28 \text{ watts at } 30 \text{ K according to DIN 43871}$
protection class	II
material	PS (Polystyrene)
width	295 mm
height	708 mm
depth	129 mm
weight	3,698 kg

### Drawings

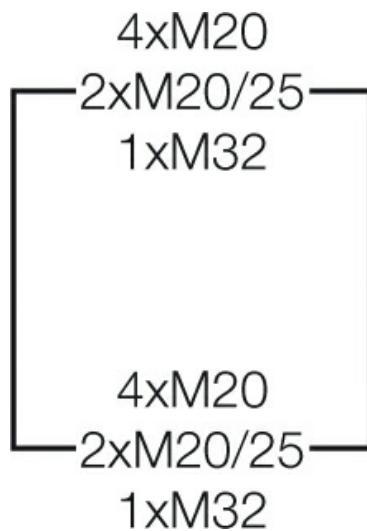
Dimension drawing



Detail mass



Box walls



## Operating and ambient conditions

Application area	IP 54/65 design: Suitable for indoor installation and outdoor installation, protected against weather influences IP 40/41 design: Suitable for installation in dry indoor areas However, pay attention to the climatic effects on the installed equipment, for example, high or low ambient temperatures or formation of condensed water see technical information
Ambient temperature	Average value over 24 hours + 35 °C Maximum value + 40 °C Minimum value - 5 °C
Relative humidity	50% at 40° C short-time 100% at 25° C
Fire protection in the event of internal faults	Demands placed on electrical devices from standards and laws Minimum requirements - Glow wire test in accordance with IEC 60695-2-11: - 650°C for boxes and cable glands - 850°C for parts of insulating material necessary to retain current carrying parts in position
Burning behaviour	Glow wire test IEC 60695-2-11: 750 °C UL Subject 94: V-2 flame-retardant self-extinguishing
Degree of protection against mechanical load	IK08 (5 Joule)

Toxic behaviour

halogen-free  
silicone-free  
"halogen-free" in accordance with the examination of the  
cables and insulated wires - corrosiveness of fumes - as  
per IEC 60754-2

Note:

For material properties see technical data.