





KV Circuit breaker boxes for outdoor installation (harsh environment and/or outdoor)



KV PC 9112

- 12 modules: 1 x 12 x 18 mm

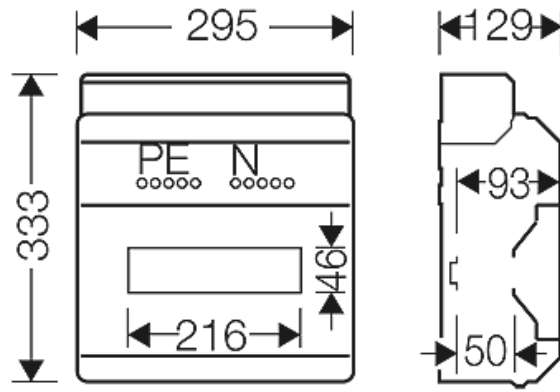




- 1-row
- cable entry via integrated elastic membranes
- per PE/N number x cross section 3 x 25 mm², 12 x 4 mm² Cu, FIXCONNECT[®] terminal technology, for terminal technology refer to technical data
- N separable, for up to 2 different potentials
- for indoor (normal environment and/or protected outdoor) and outdoor installation (harsh environment and/or outdoor)
- for the installation of DIN rail equipment up to 63 A, top hat profile 35 mm
- with transparent door
- for door locking device and sealing device refer to accessories
- with cable entry cover
- with blanking strips for unused DIN rail openings
- lateral enclosure connections can be managed by drilling
- degree of protection: IP 65
- colour: grey, RAL 7035

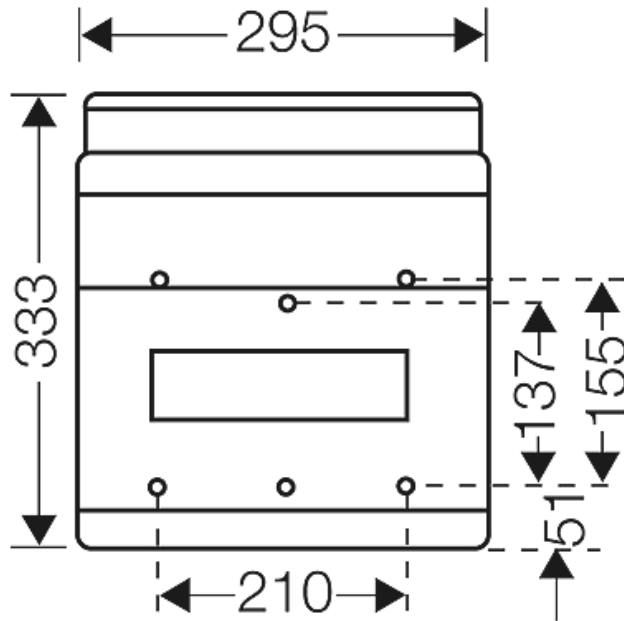
rated insulation voltage	$U_i = 400 \text{ V a.c.}$
power dissipation capability	$P_{de} = 26 \text{ watts at } 30 \text{ K according to EN 60670-24}$
permissible power dissipation	$P_{zul} = 21 \text{ watts at } 30 \text{ K according to DIN 43871}$
protection class	II
material	PC (Polycarbonate)
width	295 mm
height	333 mm
depth	129 mm
weight	2,206 kg

Drawings

Dimension drawing



Detail mass



8xØ7-12 mm
 8xØ7-14 mm
 [4xØ12-20 mm
 1xØ16,5-29 mm]
 8xØ7-12 mm
 8xØ7-14 mm
 4xØ12-20 mm
 1xØ16,5-29 mm

Box walls

Operating and ambient conditions

Application area	Suitable for outdoor installation (harsh environment and/or outdoor). However, pay attention to the climatic effects on the installed equipment, for example, high or low ambient temperatures or formation of condensed water see technical information
Ambient temperature	Average value over 24 hours + 35 °C Maximum value + 40 °C Minimum value - 5 °C
Fire protection in the event of internal faults	Demands placed on electrical devices from standards and laws Minimum requirements - Glow wire test in accordance with IEC 60695-2-11: - 650°C for boxes and cable glands - 850°C for parts of insulating material necessary to retain current carrying parts in position
Burning behaviour	Glow wire test IEC 60695-2-11: 960 °C UL Subject 94: V-2 flame-retardant self-extinguishing
Degree of protection against mechanical load	IK08 (5 Joule)
Toxic behaviour	halogen-free silicone-free "halogen-free" in accordance with the examination of the cables and insulated wires - corrosiveness of fumes - as per IEC 60754-2
Note:	For material properties see technical data.