

Load control


Electronic instrument designed to control until 8 loads in order to avoid the disconnection of the main switch due to the overload (blackouts).
 The control system consists of a control unit PC RF8 and of one or more remote actuators RX.16A (up to 8) to be inserted in 3 module boxes of socket outlets that should be controlled.
 Each remote actuator has a priority that determines the load disconnection order, if the absorbed power exceeds the set threshold.
 Control unit and actuators communicate by radio-frequency.



- 1 Backlit display to view the operation parameters
- 2 Red led for exceeded threshold indication
- 3 Keys for instrument programming
- 4 Terminal blocks for voltage and current inputs
- 5 Integrated radio-frequency module to send commands to the actuators

ACTUATOR RX.16A

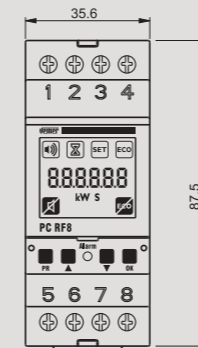
- 6 Terminal blocks for load and power supply connection
- 7 Antenna for the radio-frequency signal reception



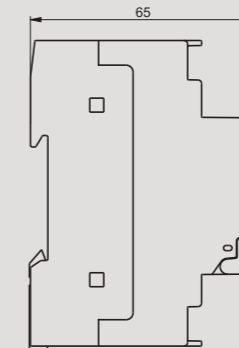
PC RF8

DIMENSIONS (mm)

Frontal view

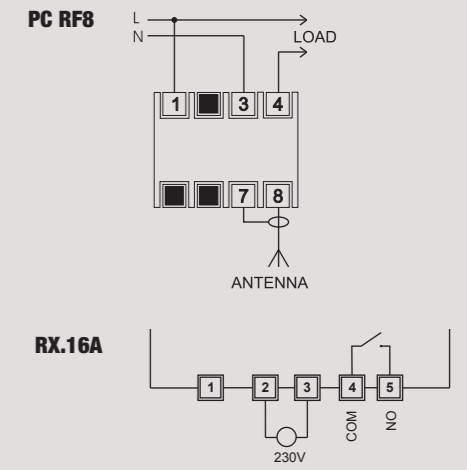


Side view



CONNECTION DIAGRAM

Diagram



MEASUREMENT AND CONTROL

TECHNICAL INFORMATION

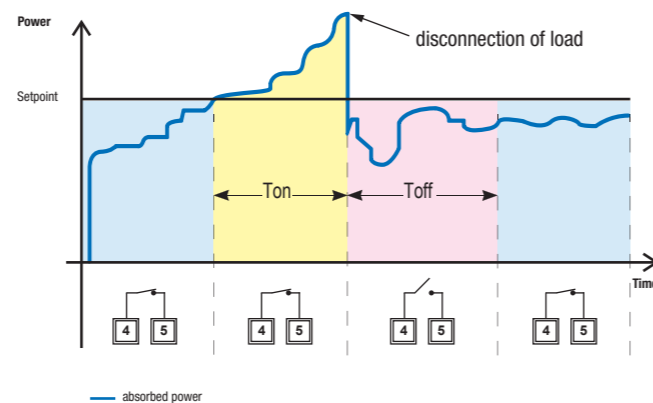
RADIO-FREQUENCY LOAD CONTROL

- Power supply: 230Vac (-15% ÷ +10%)
- Direct current connection until 32A
- Control unit in 2 DIN modules
- Remote actuator for boxes 503
- Control unit and actuators communication by radio-frequency wireless
- Possibility to control until 8 different loads
- Activation threshold (setpoint) settable between 0,8 and 7 kW
- Disconnection delay of the first load settable between 10 and 9999 seconds (in case of exceeded setpoint)
- Delay of restoration settable between 10 and 9999 seconds
- Alarm condition is indicated by red led (in case of exceeded setpoint)

Set PC RF 8

- The set consists of a control unit PC RF8 and two actuators RX.16A
- The devices are configured in factory to minimize the installation procedures
- The priority of the two actuators (1 and 2) is indicated on dedicated label
- The system is expandable buying further actuators RX.16A

Operation diagram



Code	Model	Description	Dimensions
VE735700	PC RF8	Load control unit for 8 priorities management	2 DIN modules
VE736500	RX.16A	Radio-frequency remote actuator	
VE737300	Set PC RF8	Control unit PC RF8 + 2 configured actuators RX.16A	

GENERAL CHARACTERISTICS

PC RF8

Power supply	V AC	230 (-15% ÷ +10%)
Frequency	Hz	50 / 60
Maximum self-consumption	VA	4
Direct current connection until (through shunt)	A	32
Settable power threshold range	kW	0.8 ÷ 7
Pre-alarm time range Ton	s	10 ÷ 9999
Blocks for cables with maximum section of	mm ²	6
Operating temperature	°C	-10 ÷ +45
Operating humidity (non condensing)	HR	10% ÷ 90%
Storage temperature	°C	-10 ÷ +65
Container		2 DIN modules
Protection degree		IP20 / IP40 (on the front panel)

RX.16A

Power supply	V AC	230 (-15% ÷ +10%)
Output relay		16(8)A / 250Vac
Maximum distance from the control unit (residential environment)	m	30
Antenna	MHz	433.92
Operating temperature	°C	0 ÷ 40
Storage temperature	°C	-10 ÷ +70
Container suitable for box 503		1 module
Protection degree		IP20

REFERENCE STANDARDS

Compliance with Community Directives: 1999/5/EC (R&TTE)
 is declared with reference to the following standards: • EN 60730-1 • EN 301 489-1 • EN 301 489-3 • EN 300 220-1 • EN 300 220-2