

Digital pressure regulators

PR

- Regulators with LED display, 3 digits, 7 segments and decimal point with relay intervention signalling LED
- Display range: -99 ÷ +999 bars
- Display resolution:
 - 0.1 bar (-9.9 < bars < 99.9)
 - 1 bar (> 99.9 and bars < -9.9)
- Precision: ± 0.5% of the full scale value ± 1 digit
- Parameters setting with digital mode:
 - Set-point
 - Differential
 - Neutral zone
 - Output triggering timing
 - Digital input delay time and function
 - Alarm delay time / Buzzer enabling
 - Probe gauging OFFSET
 - Resolution displayed
 - Measurement display filter (updating speed)
 - Probe input type
 - Password

- Operating modes (regulation):
- Direct and/or Reverse ON/OFF action with or without Neutral Zone
 - Direct, Reverse PWM action with or without Neutral Zone
 - ALARM
 - Special mode
 - 2 independent set-points
 - Digital input: 1 (excluding versions PR...P7A) with configurable function: external alarm, ON/OFF regulator, Set-point switching, Direct/Reverse switching
 - Visual and acoustic alarm signalling for: external alarm (from digital input), probe alarm (fault), minimum or maximum alarm
 - Infrared receiver with RC-5 protocol for remote control unit (accessory available separately for remote programming)

Digital pressure regulators

PR



TECHNICAL INFORMATION

GENERAL CHARACTERISTICS

Model		PR - P7A	PR - P3A	PR - P3D	PR - ..DA
Dimensions		Rear-panel 72x72 mm	Rear-panel 33x75 mm	Rear-panel 33x75 mm	4 DIN Modular
Power supply voltage in AC	A 50/60 Hz V	24 / 230	230	12 ÷ 24	24 / 230
Power supply voltage in DC	V		-	12 ÷ 24	
Power supply voltage tolerance	%	± 10	± 15	± 10	± 10
Absorption	VA	4.5	3	3	4.5
Relay outputs					
capacity with change-over contact	at 250 V AC1 A	8	8	8	8
maximum breakaway starting current	A	10	10	10	10
maximum switchable power in AC	VA	2000	2000	2000	2000
maximum switchable resistive load	at 230 V W	1760	1760	1760	1760
single-phase motor capacity	HP	1/4	1/4	1/4	1/4
maximum switchable voltage	V	250	250	250	250
Precision	at ambient temperature = 23 °C	± 0.5% of the full scale value ± 1 digit	± 0.5% of the full scale value ± 1 digit	± 0.5% of the full scale value ± 1 digit	± 0.5% of the full scale value ± 1 digit
Display range		-99 + 999 bars	-99 + 999 bars	-99 + 999 bars	-99 + 999 bars
Display resolution		0.1 bar (-9.9 ÷ +99.9) 1 bar (<-9.9 and > +99.9)	0.1 bar (-9.9 ÷ +99.9) 1 bar (<-9.9 and > +99.9)	0.1 bar (-9.9 ÷ +99.9) 1 bar (<-9.9 and > +99.9)	0.1 bar (-9.9 ÷ +99.9) 1 bar (<-9.9 and > +99.9)



TECHNICAL INFORMATION

GENERAL CHARACTERISTICS

Model		PR - P7A	PR - P3A	PR - P3D	PR - ..DA
Sampling time	s	0.5	0.5	0.5	0.5
Front protection degree		IP54	IP54	IP54	IP40
Terminals protection degree		IP20	IP20	IP20	IP20
Display		3 digits LED 7 segments and dec. point	3 digits LED 7 segments and dec. point	3 digits LED 7 segments and dec. point	3 digits LED 7 segments and dec. point
Active probe power supply	in DC V	9 (max 30 mA)	9 (max 30 mA)	9 (max 30 mA)	9 (max 30 mA)
Probes alarm signalling buzzer		■	■	■	■
Infrared receiver for remote control unit		■	■	■	■
Digital input			■	■	■
Operating temperature	°C	0 ÷ +50	0 ÷ +50	0 ÷ +50	0 ÷ +50
Operating humidity	RH	< 80%	< 80%	< 80%	< 80%
Storage temperature	°C	-10 ÷ +70	-10 ÷ +70	-10 ÷ +70	-10 ÷ +70
Storage humidity	RH	< 80%	< 80%	< 80%	< 80%

REFERENCE STANDARDS

Compliance with Community Directives: 73/23/EEC mod. from 93/68/EEC (Low Voltage) 89/336/EEC mod. from 92/31/EEC and 93/68/EEC (E.M.C.) is declared with reference to the following standards: • For safety: EN 60730-2-9 • For E.M. compatibility: EN 55014-1 / EN 55014-2 / EN 61000-6-2 / EN 61000-6-4



HEAT REGULATION

Digital pressure regulators

PR

Digital pressure regulators

PR

- Connectable probes:
 - Linear sensors (0-20 mA, 4-20 mA, 0-1 V)

⚠ To complement the product the suitable probes must be ordered separately.

DIMENSIONS (mm)

CONNECTION DIAGRAM



DIGITAL PRESSURE REGULATORS

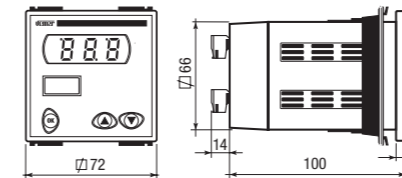
Code	Model	Version	Power supply	no. of relays
VM648300	PR-1P7A	Rear-panel 72x72 *	24/230 V AC	1
VM649100	PR-2P7A	Rear-panel 72x72 *	24/230 V AC	2
VM656600	PR-1P3D	Rear-panel 33x75	12 ÷ 24 V AC/DC	1
VM657400	PR-1P3A	Rear-panel 33x75	230 V AC	1
VM658200	PR-2P3D	Rear-panel 33x75	12 ÷ 24 V AC/DC	2
VM663200	PR-1DA	4 DIN Modular	24/230 V AC	1
VM664000	PR-2DA	4 DIN Modular	24/230 V AC	2

* This version does not have a digital input

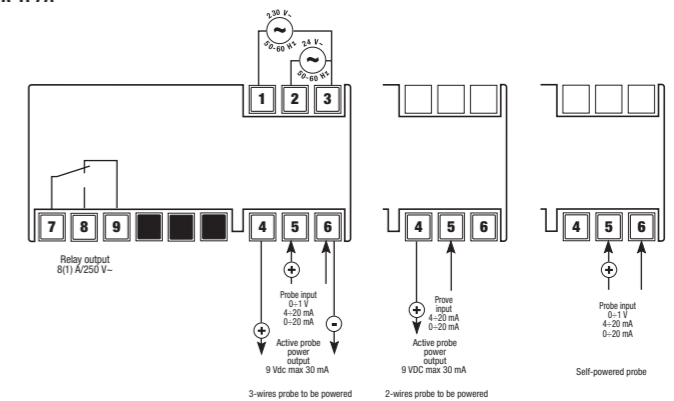
Front view / Side view

Diagram

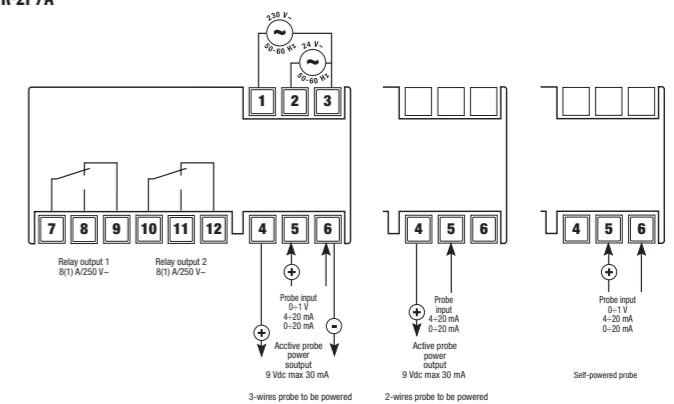
PR-1P7A
PR-2P7A



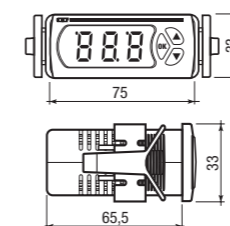
PR-1P7A



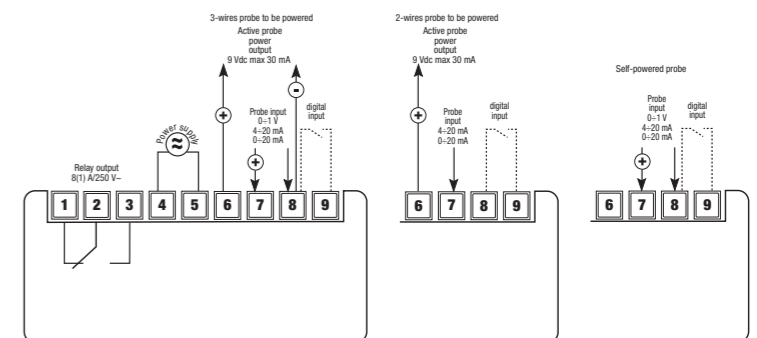
PR-2P7A



PR-1P3D



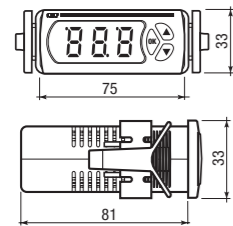
PR-1P3D



DIMENSIONS (mm)

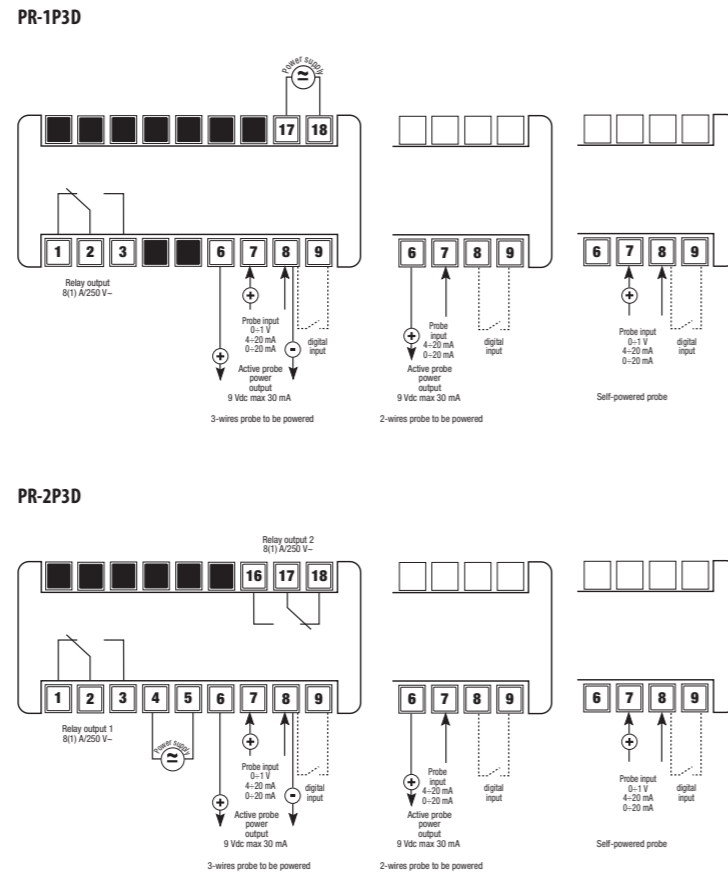
Front view / Side view

PR-1P3D
PR-2P3D



CONNECTION DIAGRAM

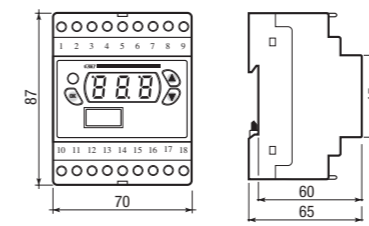
Diagram



DIMENSIONS (mm)

Front view / Side view

PR-1DA
PR-2DA



CONNECTION DIAGRAM

Diagram

