

Feed-through terminal, Screw connection, Mounting type: Mounting rail TS 35/7.5 and TS 32, Rated cross-section: 4 mm<sup>2</sup>, Width: 6 mm, Colour: Beige

### Business data

Article number	<u>1211.2</u>
Article name	RK 2,5-4/ZRL BG
GTIN (EAN)	4044211028558
Packaging unit	100
Quantity unit	PC
Weight per piece (not including packaging)	13.2 g
Weight per piece (including packaging)	13.97 g
Unit of weight	G
Customs number	85369010
Country of origin	CZ
Prio-Article	1211.2
Product description	Feed-through terminal

### Technical data

#### Dimensions

Length	67 mm
Width	6 mm
Height TS 35/7.5	47 mm
Height TS 32	51.5 mm

#### Ratings

Rated voltage	500 V
Rated current	24 A
Rated cross-section	4 mm <sup>2</sup>
Rated impulse voltage	6 kV
Overvoltage category	III
Contamination degree	3
Maximum power dissipation for nominal condition	0.77 W

#### Connection data

Connection principle	Screw connection
Connection position	Lateral
Connections	4
Number of terminals per level	2
Number of levels	1
Wire cross-section single-core (rigid) / stranded, min.	0.2 mm <sup>2</sup>
Wire cross-section single core (rigid)/stranded, max.	4 mm <sup>2</sup>
Wire cross-section stranded, min.	0.2 mm <sup>2</sup>
Wire cross-section stranded, max.	4 mm <sup>2</sup>
Wire cross-section stranded with wire-end ferrules, min.	0.2 mm <sup>2</sup>
Wire cross-section stranded with wire-end ferrules, max.	2.5 mm <sup>2</sup>
Wire cross-section AWG, min.	22
Wire cross-section AWG, max.	12
Stripping length	9 mm
Screw head	Slotted
Screw threading	M 3
Tightening torque, min.	0.5 Nm
Tightening torque, max.	1 Nm

---

### Technical data

---

#### Materials

Insulation housing	Polyamide 6.6
Flammability class UL 94	V-2
Working temperature, min.	-40 °C
Working temperature, max.	105 °C

#### Further technical data

Mounting type	Mounting rail TS 35/7.5 and TS 32
Gauge plug acc. to EN 60 947-1	A4
Number of cross-connection channels	1
End plate required	✓
Number of test pick-off options	1

#### Environmental Product Compliance

REACH Conform	Yes
REACH Reference date	2023-06-14
REACH Candidate Substance Note	No

### Approvals

#### Standards and regulations

EAC approval	TR ZU 004/2011
--------------	----------------

EAC approval granted	yes
----------------------	-----

#### cUL Recognized

cUL approval	C22.2 No 158
--------------	--------------

cUL Usegroup B: rated voltage	600 V
-------------------------------	-------

cUL Usegroup B: rated current	30 A
-------------------------------	------

cUL Usegroup C: rated voltage	600 V
-------------------------------	-------

cUL Usegroup C: rated current	30 A
-------------------------------	------

cUL wire cross-section single-core (rigid) AWG, min.	22
--	----

cUL wire cross-section single-core (rigid) AWG, max.	10
--	----

cUL wire cross-section stranded AWG, min.	22
---	----

cUL wire cross-section stranded AWG, max.	10
---	----

cUL torque	7 Nm
------------	------

cUL wire material	Cu
-------------------	----

cUL File Number	E95701
-----------------	--------

cUL Recognized	1
----------------	---

#### KEMA KEUR approval

KEMA KEUR approval	EN 60947-7-1:2009
--------------------	-------------------

KEMA KEUR approval granted	yes
----------------------------	-----

KEMA rated voltage	800 V
--------------------	-------

KEMA rated current	32 A
--------------------	------

KEMA rated impulse voltage	6 kV
----------------------------	------

KEMA wire cross-section single core (rigid), min.	0.2 mm <sup>2</sup>
---	---------------------

KEMA wire cross-section single-core (rigid), max.	6 mm <sup>2</sup>
---	-------------------

KEMA wire cross-section stranded, min.	0.2 mm <sup>2</sup>
--	---------------------

KEMA wire cross-section stranded, max.	6 mm <sup>2</sup>
--	-------------------

KEMA torque, min.	0.5 Nm
-------------------	--------

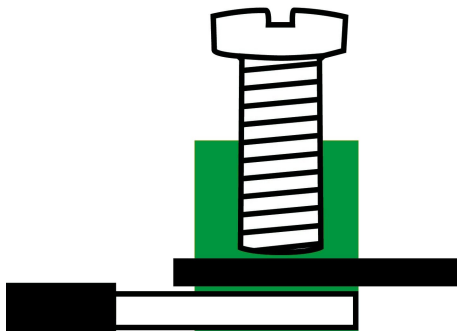
KEMA torque, max.	1 Nm
-------------------	------

### Approvals

#### UL Recognized

UL approval	UL 1059
UL Usegroup B: rated voltage	600 V
UL Usegroup B: rated current	30 A
UL Usegroup C: rated voltage	600 V
UL Usegroup C: rated current	30 A
UL wire cross-section single-core (rigid) AWG, min.	22
UL wire cross-section single-core (rigid) AWG, max.	10
UL wire cross-section stranded AWG, min.	22
UL wire cross-section stranded AWG, max.	10
UL torque	7 Lb In
UL wire material	Cu
UL factory wiring	1
UL field wiring	1
UL File Number	E95701
UL Recognized	1

### Media



**M3**



**EAC**

### Accessories


#### End plate



End plate, Width: 1.5 mm, Colour: Beige

Article number	Article name	GTIN (EAN)	Packaging unit
<u>2575.2</u>	AP 2,5/RL BG	4044211053680	50


#### End stop



End stop, Mounting type: Mounting rail TS 35/7.5, Width: 9.5 mm, Colour: Beige

Article number	Article name	GTIN (EAN)	Packaging unit
<u>2828.0</u>	ES 35/K/ST BG	4044211055547	50

#### Cross-connector




Cross-connector, No. of poles: 3, Mounting type: Can be screwed on, Width: 17 mm, Rated cross-section: 4 mm<sup>2</sup>, Colour: natural

Article number	Article name	GTIN (EAN)	Packaging unit
<u>2020.0</u>	Q 3	4044211048235	50 ST



Cross-connector, No. of poles: 2, Mounting type: Can be screwed on, Width: 10.9 mm, Rated cross-section: 4 mm<sup>2</sup>, Colour: natural

Article number	Article name	GTIN (EAN)	Packaging unit
<u>2019.0</u>	Q 2	4044211048228	50 ST



Cross-connector, No. of poles: 4, Mounting type: Can be screwed on, Width: 23.1 mm, Rated cross-section: 4 mm<sup>2</sup>, Colour: natural

Article number	Article name	GTIN (EAN)	Packaging unit
<u>2021.0</u>	Q 4	4044211048242	20 ST

## 1211.2 RK 2,5-4/ZRL BG

### Cross-connector



Cross-connector, No. of poles: 10, Mounting type: Can be screwed on, Width: 59.7 mm, Rated cross-section: 4 mm<sup>2</sup>, Colour: natural

Article number	Article name	GTIN (EAN)	Packaging unit
<u>2022.0</u>	Q 10	4044211048259	10 ST

### Insulated cross-connector



Insulated cross-connector, No. of poles: 4, Mounting type: Can be screwed on, Width: 21.9 mm, Colour: Yellow

Article number	Article name	GTIN (EAN)	Packaging unit
<u>2742.2</u>	QI 4 YE	4044211054823	20 ST




Insulated cross-connector, No. of poles: 10, Mounting type: Can be screwed on, Width: 59.7 mm, Colour: Yellow

Article number	Article name	GTIN (EAN)	Packaging unit
<u>2743.2</u>	QI 10 YE	4044211054830	10 ST



Insulated cross-connector, No. of poles: 2, Mounting type: Can be screwed on, Width: 10.4 mm, Colour: Yellow

Article number	Article name	GTIN (EAN)	Packaging unit
<u>2740.2</u>	QI 2 YE	4044211054809	50 ST




Insulated cross-connector, No. of poles: 3, Mounting type: Can be screwed on, Width: 16.5 mm, Colour: Yellow

Article number	Article name	GTIN (EAN)	Packaging unit
<u>2741.2</u>	QI 3 YE	4044211054816	50 ST

### Quick marking



## 1211.2 RK 2,5-4/ZRL BG



Terminal marker / Pocket Maxicard, Length: 5 mm, Width: 6 mm, Colour: White

Article number	Article name	GTIN (EAN)	Packaging unit
<u>4702.7</u>	PMC SB 6/50 WH	4044211089986	500 ST

### Screwdriver

Screwdriver with bare blade, Colour: Black-grey



Article number	Article name	GTIN (EAN)	Packaging unit
<u>1086.0</u>	SDB 0,6x3,5	4044211014797	1 ST

### Test adapters



Test adapter, Length: 37.3 mm, Pitch size: 6 mm, Colour: Beige

Article number	Article name	GTIN (EAN)	Packaging unit
<u>2813.0</u>	TA 6/1/ST	4044211055400	10 ST

### Insulation plate



Insulation plate, Colour: Beige

Article number	Article name	GTIN (EAN)	Packaging unit
<u>2003.2</u>	TRS 1 BG	4044211048068	100

### ##INVERSE##CONTA-CONNECT



Test adapter, Length: 37.3 mm, Pitch size: 6 mm, Colour: Beige

Article number	Article name	GTIN (EAN)	Packaging unit
<u>2813.0</u>	TA 6/1/ST	4044211055400	10 ST