


Technical data sheet

PV surge protection V20, 1000 V DC

Item no. 5094608



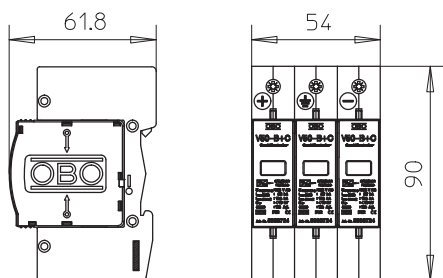
V20 surge arrester, type 2, for photovoltaic systems

- Complete unit, consisting of plug-in varistor arrester with cut-off unit
- Error-resistant Y circuit to VDE 0100-712 (EN 50539-12)
- Surge protection equipotential bonding to VDE 0100-443 (IEC 60364-4-44)
- V20-C 3-PH-1000 tested to EN 50539-11 (VDE / KEMA)
- Arresting capacity to 40 kA (8/20) per pole
- Low DC protection level: < 4.0 kV and $V_{oc\ max} = 1,000\ V\ DC$
- With visual status display for use in distributor housings

Application: PV systems with or without separate lightning protection system



Dimensions



Master data

Item no.	5094608
Type	V20-C 3-PH-1000
Description 1	SurgeController V20
Description 2	three-pole for photovoltaics
Dimension	1000V DC
Smallest sales unit (VG)	1,00 Piece
Weight	36,50 kg/100 pc.

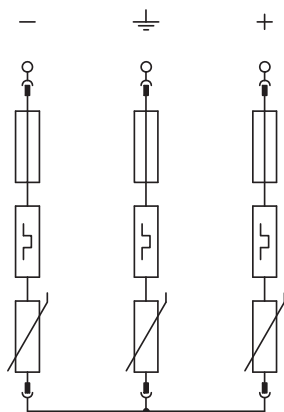
Technical data sheet

PV surge protection V20, 1000 V DC

Item no. 5094608



Technical data



SPD to EN 61643-11	Type 2
SPD to IEC 61643-11	Class II
Test class, type 2	<input checked="" type="checkbox"/>
Maximum continuous voltage DC	1.000,00 V
U max DC	1.000,00 V
Nominal discharge current (8/20)	20 kA
Maximum discharge current (8/20 µs)	40,00 kA
Protection level	< 4,0 kV
Response time	< 25 ns
Maximum back-up fuse	125,00 A
Temperature range	-40-+80 °C
Pole version	3
Version	3-pole for PV systems
Version	3-pole
Mounting type	Hat rail 35 mm
Protection rating	IP20
Protection rating	IP 20
Blow-out	<input type="checkbox"/>
Size	3 part units
Division unit TE (17.5 mm)	3
Telecommunications contact	<input type="checkbox"/>
Max. cable cross-section flexible (fine-wire)	25,00 mm ²
Max. cable cross-section rigid (single wire/multi-wire)	35,00 mm ²
Connection cross-section, flexible	2,50 - 25,00 mm ²
Connection cross-section, rigid	2,50 - 35,00 mm ²
Connection cross-section, multi-wire	2,50 - 35,00 mm ²
Signalling on device	Visual